


C2864a - DRY DOCK ROAD HOTEL, TWEED HEADS SOUTH

C2864a-0004(F).xls

## LIGHTING CONTROL SCHEDULE

REVISION F - 28 MAY 2026

MISCELLANEOUS EQUIPMENT					REV
ITEM	DESCRIPTION				A
SP1	AS DETAILED IN THE EQUIPMENT SCHEDULE 6-BUTTON PROGRAMMABLE SWITCH PANEL C/W CENTRAL LCD DISPLAY DYNALITE ANTUMBRA DISPLAY ALUMINIUM				A
SP2	AS DETAILED IN THE EQUIPMENT SCHEDULE 6-BUTTON PROGRAMMABLE SWITCH PANEL C/W CENTRAL LCD DISPLAY DYNALITE ANTUMBRA DISPLAY ALUMINIUM				A
SP3	AS DETAILED IN THE EQUIPMENT SCHEDULE 6-BUTTON PROGRAMMABLE SWITCH PANEL C/W CENTRAL LCD DISPLAY DYNALITE ANTUMBRA DISPLAY ALUMINIUM				A
SP4	AS DETAILED IN THE EQUIPMENT SCHEDULE 6-BUTTON PROGRAMMABLE SWITCH PANEL C/W CENTRAL LCD DISPLAY DYNALITE ANTUMBRA DISPLAY ALUMINIUM				A
SP5	AS DETAILED IN THE EQUIPMENT SCHEDULE 6-BUTTON PROGRAMMABLE SWITCH PANEL C/W CENTRAL LCD DISPLAY DYNALITE ANTUMBRA DISPLAY ALUMINIUM				A
PE CELL	PROGRAMMABLE PE CELL DUS 90CS CONFIRM THE LOCATION ON SITE WITH THE ARCHITECT				A
TIME CLOCK	PROGRAMMABLE TIME CLOCK ENVISION GATEWAY PDEG C/W INTERNET ACCESS LOCATE DB-B				A
<b>CONTROL MODULE 1</b>					A
TYPE:	DYNALITE DDRC1220FR-GL				A
DESCRIPTION	12 CH SWITCHING CONTROLLER				A
LOCATION	DIN RAIL MOUNTED WITHIN DB-1				A
BUS:	A				A
CHANNEL	CONTROL	DESCRIPTION			A
		LOCATION	CIRCUIT	USE	A
1-1	SWITCH	GAMING	DB-1 - P1	BASE SIGNS	A
1-2	SWITCH	GAMING	DB-1 - P2	BASE SIGNS	A
1-3	SWITCH	GAMING	DB-1 - P3	BASE SIGNS	A
1-4	SWITCH	GAMING	DB-1 - P4	BASE SIGNS	A
1-5	SWITCH	EXTERNAL	DB-1 - L1	SIGN	A
1-6	SWITCH	EXTERNAL	DB-1 - L1	SIGN	A
1-7	SWITCH	EXTERNAL	DB-1 - L1	SIGN	A
1-8	SWITCH	GAMING	DB-1 - L2	SIGN	A
1-9	SWITCH		DB-1 - L2	SIGN	A
1-10	SWITCH	EXTERNAL	DB-1 - L3	L10	A
1-11	SWITCH	VIP ENTRY	DB-1 - L1	CASINO LIGHTS	C
1-12					A
<b>CONTROL MODULE 2</b>					A
TYPE:	DYNALITE DDBC1200				A
DESCRIPTION	12CH BOARD CAST DALI CONTROLLER				A
LOCATION	DIN RAIL MOUNTED WITHIN DB-1				A
BUS:	A				A
CHANNEL	CONTROL	DESCRIPTION			A
		LOCATION	CIRCUIT	USE	A
1-13	DALI DIM		DB-1 - L4	L23	A
1-14	DALI DIM		DB-1 - L4	L31	B
1-15	DALI DIM		DB-1 - L4	L23	A
1-16	DALI DIM		DB-1 - L4	S6	A
1-17	DALI DIM		DB-1 - L5	S5	A
1-18	DALI DIM		DB-1 - L5	L18	A
1-19	DALI DIM		DB-1 - L5	S4	A
1-20	DALI DIM		DB-1 - L5	L18	A
1-21	DALI DIM		DB-1 - L5	L18	A
1-22	DALI DIM		DB-1 - L5	S4	A
1-23	DALI DIM		DB-1 - L6	L18	A
1-24	DALI DIM		DB-1 - L5	S4	A




C2864a - DRY DOCK ROAD HOTEL, TWEED HEADS SOUTH

C2864a-0004(F).xls

LIGHTING CONTROL SCHEDULE

REVISION F - 28 MAY 2026

CONTROL MODULE 3					A
TYPE:		DYNALITE DDBC1200			A
DESCRIPTION		12CH BOARD CAST DALI CONTROLLER			A
LOCATION		DIN RAIL MOUNTED WITHIN DB-1			A
BUS:		A			A
CHANNEL	CONTROL	DESCRIPTION			A
		LOCATION	CIRCUIT	USE	A
1-25	DALI DIM		DB-1 - L6	L18	A
1-26	DALI DIM		DB-1 - L6	L18	A
1-27	DALI DIM		DB-1 - L6	S2	A
1-28	DALI DIM		DB-1 - L7	L20	A
1-29	DALI DIM		DB-1 - L7	L20	A
1-30	DALI DIM		DB-1 - L7	L20	A
1-31	DALI DIM		DB-1 - L8	L20	A
1-32	DALI DIM		DB-1 - L8	L20	A
1-33	DALI DIM		DB-1 - L9	L17	A
1-34	DALI DIM		DB-1 - L9	L21	A
1-35	DALI DIM		DB-1 - L9	L20	A
1-36	DALI DIM		DB-1 - L9	L20	A
CONTROL MODULE 4					A
TYPE:		DYNALITE DDBC1200			A
DESCRIPTION		12CH BOARD CAST DALI CONTROLLER			A
LOCATION		DIN RAIL MOUNTED WITHIN DB-1			A
BUS:		A			A
CHANNEL	CONTROL	DESCRIPTION			A
		LOCATION	CIRCUITS	USE	A
1-37	DALI DIM		DB-1 - L10	L25	A
1-38	DALI DIM		DB-1 - L10	L16 & L25	A
1-39	DALI DIM		DB-1 - L10	L15	A
1-40	DALI DIM		DB-1 - L11	L16	C
1-41	DALI DIM		DB-1 - L11	L15	A
1-42	DALI DIM		DB-1 - L11	L16	A
1-43	DALI DIM		DB-1 - L12	L15	A
1-44	DALI DIM		DB-1 - L13	L33	F
1-45	DALI DIM		DB-1 - L13	L19	A
1-46	DALI DIM		DB-1 - L13	L17	A
1-47	DALI DIM		DB-1 - L14	L19	A
1-48	DALI DIM		DB-1 - L14	L17	A
CONTROL MODULE 5					A
TYPE:		DYNALITE DDBC1200			A
DESCRIPTION		12CH BOARD CAST DALI CONTROLLER			A
LOCATION		DIN RAIL MOUNTED WITHIN DB-1			A
BUS:		A			A
CHANNEL	CONTROL	DESCRIPTION			A
		LOCATION	CIRCUITS	USE	A
1-49	DALI DIM		DB-1 - L15	L18	A
1-50	DALI DIM		DB-1 - L15	L22	A
1-51	DALI DIM		DB-1 - L15	S3	A
1-52	DALI DIM		DB-1 - L11	S1	A
1-53	DALI DIM		DB-1 - L11	L15	A
1-54	DALI DIM		DB-1 - L11	S7	A
1-55	DALI DIM		DB-1 - L15	L23	A
1-56	DALI DIM		DB-1 - L14	S8	A
1-57	DALI DIM		DB-1 - L13	S12	F
1-58	DALI DIM		DB-1 - L13	S12	F
1-59	DALI DIM		DB-1 - L13	S8	A
1-60	DALI DIM		DB-1 - L6	S11	A




C2864a - DRY DOCK ROAD HOTEL, TWEED HEADS SOUTH

C2864a-0004(F).xls

LIGHTING CONTROL SCHEDULE

REVISION F - 28 MAY 2026

CONTROL MODULE 6					F
TYPE:					F
DESCRIPTION					F
LOCATION					F
BUS:		A			F
CHANNEL	CONTROL	DESCRIPTION			F
		LOCATION	CIRCUITS	USE	F
1-61					F
1-62					F
1-63					F
1-64					F
1-65					F
1-66					F
1-67					F
1-68					F
1-69					F
1-70					F
1-71					F
1-72					F
CONTROL MODULE 10					F
TYPE:		DYNALITE DDRC1220FR-GL			F
DESCRIPTION		12 CH SWITCHING CONTROLLER			F
LOCATION		DIN RAIL MOUNTED WITHIN DB-1			F
BUS:		A			F
CHANNEL	CONTROL	DESCRIPTION			F
		LOCATION	CIRCUIT	USE	F
1-73	SWITCH		DB-1 - P68	HEATER	F
1-74	SWITCH		DB-1 - P69	HEATER	F
1-75	SWITCH		DB-1 - P70	HEATER	F
1-76	SWITCH		DB-1 - P71	HEATER	F
1-77	SWITCH		DB-1 - P72	HEATER	F
1-78	SWITCH		DB-1 - P73	HEATER	F
1-79	SWITCH		DB-1 - P76	HEATER	F
1-80	SWITCH		DB-1 - P77	HEATER	F
1-81	SWITCH		DB-1 - P78	HEATER	F
1-82	SWITCH		DB-1 - P79	HEATER	F
1-83	SWITCH		DB-1 - P80	HEATER	F
1-84					F
CONTROL MODULE 11					F
TYPE:		DYNALITE DDRC1220FR-GL			F
DESCRIPTION		12 CH SWITCHING CONTROLLER			F
LOCATION		DIN RAIL MOUNTED WITHIN DB-1			F
BUS:		A			F
CHANNEL	CONTROL	DESCRIPTION			F
		LOCATION	CIRCUIT	USE	F
1-85	SWITCH		DB-1 - P81	HEATER	F
1-86	SWITCH		DB-1 - P82	HEATER	F
1-87	SWITCH		DB-1 - P83	HEATER	F
1-88	SWITCH		DB-1 - P84	HEATER	F
1-89	SWITCH		DB-1 - P85	HEATER	F
1-90	SWITCH		DB-1 - P86	HEATER	F
1-91	SWITCH		DB-1 - P87	HEATER	F
1-92	SWITCH		DB-1 - P88	HEATER	F
1-93	SWITCH		DB-1 - P89	HEATER	F
1-94	SWITCH		DB-1 - P90	HEATER	F
1-95					F
1-96					F




C2864a - DRY DOCK ROAD HOTEL, TWEED HEADS SOUTH

C2864a-0004(F).xls

LIGHTING CONTROL SCHEDULE

REVISION F - 28 MAY 2026

CONTROL MODULE 7						C
TYPE:		DYNALITE DDR1220FR-GL				A
DESCRIPTION		12 CH SWITCHING CONTROLLER				A
LOCATION		DIN RAIL MOUNTED WITHIN DB-2				A
BUS:		A				A
CHANNEL	CONTROL	DESCRIPTION			USE	A
		LOCATION	CIRCUIT			
2-1	SWITCH	ROOF	DB-2 - L1	SIGN	A	
2-2	SWITCH	INTERNAL	DB-2 - L2	SIGN	A	
2-3	SWITCH	EXTERNAL	DB-2 - L3	L10	A	
2-4	SWITCH	DECK	DB-2 - L4	L22	A	
2-5	SWITCH	KITCHEN	DB-2 - L5	KITCHEN LIGHTS	A	
2-6	SPARE	HEATER	DB-2 - P58	HEATER	F	
2-7	SPARE	HEATER	DB-2 - P60	HEATER	F	
2-8	SPARE				A	
2-9	SPARE				A	
2-10	SPARE				A	
2-11	SPARE				A	
2-12	SPARE				A	
CONTROL MODULE 8						C
TYPE:		DYNALITE DDBC1200				A
DESCRIPTION		12CH BOARD CAST DALI CONTROLLER				A
LOCATION		DIN RAIL MOUNTED WITHIN DB-2				A
BUS:		A				A
CHANNEL	CONTROL	DESCRIPTION			USE	A
		LOCATION	CIRCUIT			
2-13	DALI DIM		DB-2 - L6	L24	A	
2-14	DALI DIM		DB-2 - L6	L24	A	
2-15	DALI DIM		DB-2 - L4	S7	A	
2-16	DALI DIM		DB-2 - L4	S9	A	
2-17	DALI DIM		DB-2 - L7	L20	A	
2-18	DALI DIM		DB-2 - L7	L17	A	
2-19	DALI DIM		DB-2 - L8	L20	A	
2-20	DALI DIM		DB-2 - L11	S14	D	
2-21	DALI DIM		DB-2 - L9	L17	A	
2-22	DALI DIM		DB-2 - L9	L17	A	
2-23	DALI DIM		DB-2 - L9	L15	A	
2-24	DALI DIM		DB-2 - L9	L15	A	



C2864a - DRY DOCK ROAD HOTEL, TWEED HEADS SOUTH

C2864a-0004(F).xls

LIGHTING CONTROL SCHEDULE

REVISION F - 28 MAY 2026

CONTROL MODULE 9					C
TYPE:		DYNALITE DDBC1200			A
DESCRIPTION		12CH BOARD CAST DALI CONTROLLER			A
LOCATION		DIN RAIL MOUNTED WITHIN DB-2			A
BUS:		A			A
CHANNEL	CONTROL	DESCRIPTION			A
		LOCATION	CIRCUIT	USE	A
2-25					F
2-26	DALI DIM		DB-2 - L10	L33	F
2-27	DALI DIM		DB-2 - L10	L15	A
2-28	DALI DIM		DB-2 - L10	L15	A
2-29	DALI DIM		DB-2 - L10	L17	A
2-30	DALI DIM		DB-2 - L10	L19	A
2-31	DALI DIM		DB-2 - L10	L17	A
2-32	DALI DIM		DB-2 - L10	L17	F
2-33	DALI DIM		DB-2 - L11	L15	A
2-34	DALI DIM		DB-2 - L11	L17	A
2-35	DALI DIM		DB-2 - L9	L32	C
2-36	DALI DIM		DB-2 - L10	S13	C